

## Individual Student Report

How did my student perform on the test?

Test: ILEARN Biology

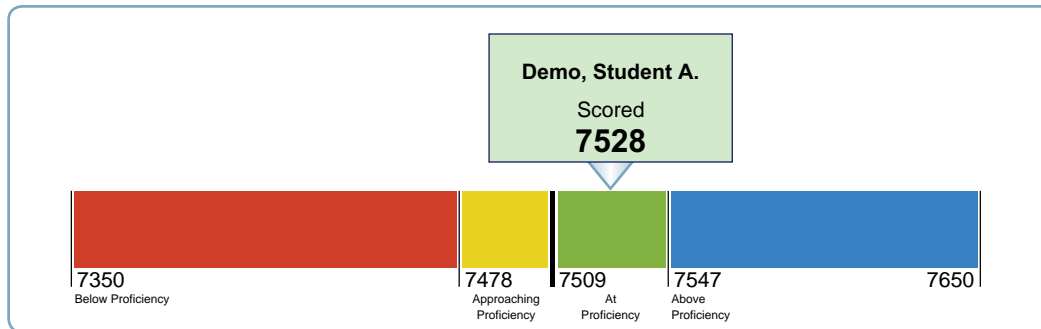
Year: Spring 2019

Name: Demo, Student A.

### Overall Performance on the ILEARN Biology Test: Demo, Student A., Spring 2019

Name	STN	Scale Score	Proficiency Level	College and Career Readiness Indicator
Demo, Student A.	999999001	7528	At Proficiency	Yes

### Scale Score and Performance on the ILEARN Biology Test: Demo, Student A., Spring 2019



### Proficiency Level Description

#### At Proficiency






Indiana students at proficiency have met current grade level standards by demonstrating essential knowledge, application, and analytical skills to be on track for college and career readiness.

### Average Scale Scores on the ILEARN Biology Test: Demo High School and Comparison Groups, Spring 2019

Name	Average Scale Score
Indiana	7498
Demo Corporation (9999)	7499
Demo High School (999999)	7499

The table and the graphs below indicate student performance on individual reporting categories. The black line indicates the student's score on each reporting category. The green rectangle shows the range of likely scores your student would receive if he or she took the test multiple times.

### Performance on the ILEARN Biology Test, by Reporting Category: Demo, Student A., Spring 2019

Reporting Category	Reporting Category Performance	Reporting Category Description
Developing and Using Models to Describe Structure and Function	 Above	Your student can almost always independently develop, use, and evaluate conceptual models (e.g., mathematical representations, analogies, diagrams) to predict and explain phenomena. He or she can identify and use appropriate tools to conduct a scientific investigation.
Developing and Using Models to Explain Processes	 At/Near	Your student can often independently use models to illustrate animal and plant cell processes. He or she can model cellular structures and functions, photosynthesis and respiration, and how humans and natural phenomena impact the flow of matter and energy in ecosystems.
Analyzing Data and Mathematical Thinking	 At/Near	Your student can often independently construct an investigation using identified variables. He or she can analyze experimental design, suggest changes to increase data quality and validity, and identify potential sources of error in an investigation.
Constructing and Communicating an Explanation	 At/Near	Your student can often independently construct and communicate explanations in the designed or natural world. He or she can communicate and evaluate information and ideas using tables, diagrams, graphs, models, and equations, as well as in writing.
Evaluating Claims with Evidence	 At/Near	Your student can often independently use evidence to compare competing scientific claims based on merit. He or she can use evidence to identify the best explanation for a natural phenomenon or the best solution to a design problem.

# Indiana Learning Evaluation and Readiness Network ILEARN Assessment Results

## Dear Parent/Guardian,

This report provides information about your child's performance on the Indiana ILEARN assessment. ILEARN is the summative accountability assessment for Indiana students to measure student growth and proficiency in English/Language Arts, Mathematics, Science, and Social Studies according to the Indiana Academic Standards.

Please read this report closely and discuss the results with your child and his/her teacher. Thank you for supporting your child's education.

Dr. Jennifer McCormick  
State Superintendent of Public Instruction

## INFORMATION ON INDIANA'S ILEARN ASSESSMENT

ILEARN is Indiana's new online computer-adaptive assessment designed to measure your child's proficiency based on the Indiana Academic Standards. Overall student results in ILEARN are reported as four-digit scale scores. The overall scale scores for Indiana students align with the four proficiency levels (Below Proficiency, Approaching Proficiency, At Proficiency, and Above Proficiency). The report provides your family with useful information, including the following: how your child scored on the assessment, whether the scores meet state proficiency standards, and how your child's scores compare with students in his/her school, corporation, and state.

## UNDERSTANDING THE ILEARN ASSESSMENT

### Individual Student Report

How did my student perform on the test?

Test: ILEARN English/Language Arts Grade 6

Year: Spring 2019

Name: Demo, Student A.

Basic test information

**Scale Score:** Represents your child's overall numerical score placed on an alternative scale rather than just using percent correct or a raw score.

Overall Performance on the ILEARN English/Language Arts Grade 6 Test: Demo, Student A., Spring 2019					
Name	STN	Scale Score	Proficiency Level	Reported Lexile® Measure	College and Career Readiness Indicator
Demo, Student A.	999999001	2710	Above Proficiency	700L	Yes

**Proficiency Level:** Indicates which proficiency level your child is placed into based on the overall scale scores.

**Reported Lexile® Measure (English/Language Arts only):** Represents your child's reading ability, and serves as a guide in selecting books for your child.

**Reported Quantile® Measure (Mathematics only):** Represents your child's mathematical skills, and helps you identify activities to support your child in gaining mathematical skills and understanding.

**College and Career Readiness Indicator:** Indicates whether your child meets the college-and-career readiness standards.

We encourage you to review these results with your child and his/her teacher. If you have questions about the contents of this report, contact your local school or corporation.

Things to consider with your child's teacher:

- ▶ What are strengths?
- ▶ What are areas of growth?
- ▶ What strategies can we use to support growth?
- ▶ What instructional materials do you recommend for my child?

Based on your child's ILEARN scale score, he/she is placed into one of the four proficiency levels: Below Proficiency, Approaching Proficiency, At Proficiency, or Above Proficiency. **Students performing At or Above Proficiency are on track for college and career readiness.**

Your child's test score can vary if the test is taken several times. His/her knowledge and skills likely fall within a score range and not just at a precise number. Scores are an estimation of your child's ability.

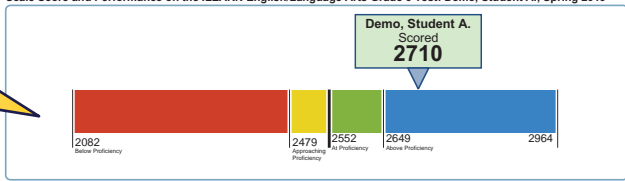
The comparison scores table shows how your child's scale score compares with peers at the school, corporation, and state levels.

The reporting category performance table shows your child's performance across domains within a content area. Reporting category performance is reported as Below (●), At/Near (■), or Above (▲).

Bar charts indicate how your child performed. The black bar shows your child's performance. The white bar shows the expectation by domain. The green band shows the range of performance expected over time typically associated with the assessment's small measurement error.

English/Language Arts reports include descriptions of your child's performance on the Performance Task (i.e., writing portion). If a condition code appears, your child's response could not be scored. Unscorable responses include responses that are blank, insufficient, written in a non-scorable language, off-topic, off-purpose, or illegible.

Scale Score and Performance on the ILEARN English/Language Arts Grade 6 Test: Demo, Student A., Spring 2019



Average Scale Scores on the ILEARN English/Language Arts Grade 6 Test: Demo School 9991 and Comparison Groups, Spring 2019

Name	Average Scale Score
Indiana	2427
Demo Corporation 9999 (9999)	2466
Demo School 9991 (9999_9991)	2484

Performance on the ILEARN English/Language Arts Grade 6 Test, by Reporting Category: Demo, Student A., Spring 2019

Reporting Category	Reporting Category Performance	Reporting Category Description
Key Ideas and Textual Support/ Vocabulary	▲ Above	Your student can almost always independently interact with literary, informational, historical, and scientific texts. He or she makes complex inferences, analyzes central ideas and how plots unfold and characters change, cites evidence, and interprets the impact of words.
Structural Elements and Organization/ Connection of Ideas/Media Literacy	■ At/Near	Your student can often independently explain how authors structure information, develop points of view, and support ideas with details. He or she can compare how literary and nonfiction texts from different sources, genres, or media approach similar themes and topics.
Writing	● Below	Your student may need support organizing and fully developing writing for argumentative, informative, and narrative purposes. He or she may need help supporting ideas with facts and details, choosing appropriate words, and using correct punctuation.

Writing Performance on the ILEARN English/Language Arts Grade 6, Based on the Performance Task Writing Rubric: Demo, Student A., Spring 2019

Writing Prompt	Organization/Purpose	Evidence/Development & Elaboration	Conventions
Informative	The informative response has a recognizable structure including a clear topic or controlling idea, adequate development, and some varied transitions to clarify ideas. The response has an adequate introduction and conclusion and a sense of completeness. (3 out of 4 points)	The informative response provides adequate elaboration to support the topic or controlling idea including adequate facts and details cited from sources, some elaborative techniques, and general language appropriate for the audience and purpose. (3 out of 4 points)	The informative response shows an adequate understanding of correct sentence formation, punctuation, capitalization, grammar usage, and spelling. (2 out of 2 points)

## ADDITIONAL RESOURCES

- To understand more about your child's proficiency level, go to [www.doe.in.gov/assessment/ilearn-families](http://www.doe.in.gov/assessment/ilearn-families)
- To practice questions similar to what your child has seen on ILEARN, go to [www.doe.in.gov/assessment/ilearn-sample-items-and-scoring](http://www.doe.in.gov/assessment/ilearn-sample-items-and-scoring)

For more information

about this assessment, go to

[www.doe.in.gov/assessment/ilearn](http://www.doe.in.gov/assessment/ilearn)

For more information about Lexile® Measures, go to

[www.doe.in.gov/assessment/lexile-measures-indiana](http://www.doe.in.gov/assessment/lexile-measures-indiana)